

FOXJET[®]
AN ITW COMPANY



Labeling Series

All-Electric Labelers



LabelingSeries



LS6000 and LS4600 Printer Applicator

KEY FEATURES:

- Fully Electric Label Printer/Applicator not requiring compressed air
- Color Touchscreen Display with a simple user computer interface
- Designed for reliability with a clutch-less liner take-up system, low friction surfaces and no-stick label surfaces
- Built-in functionality to run two systems in sequenced modes of operation to increase throughput or provide zero downtime
- Shop floor integration to interface system status and control to PLC's and barcode scanner results



LS4750 Applicator

KEY FEATURES:

- Brushless servo motor drives precision label dispensing to achieve superior label placement
- Independent rewind drive works as a clutch-less, no-adjustment system that is easy to web and minimizes the chance for mistakes
- Smart sensing technology detects missing labels at the peel point, advancing the web past missing label area to prevent double feeds and missed products
- Color touchscreen display features an intuitive user interface that provides real-time reporting and on-board diagnostics
- Line speed encoder allows for accurate label placements at variable line speeds
- Applicator module configurations accommodate side, top, bottom, corner wraps and tamp/blow label applications
- Discrete I/O Card option allows the system to interface to PLC and integrate directly to scanner and conveyor controls




LS4150 Applicator

KEY FEATURES:

- Drive Roller-free Patented Feed System
- Accurate and Reliable Brushless Servo Motor
- Durable Stainless Steel Peel Blade
- Easy-to-read LED Text Display
- Built-in Diagnosis

APPLICATOR MODULES available for LS4600, LS6000 and LS4700




E-WASA HD Corner Wrap Apply Module

Wipe Around Side Apply Module – Heavy Duty

KEY FEATURES:

- Provides front to side or front to top label passive corner wrapping
- Wrap tightness adjusted with dampening air cushion cylinder
- Integrated material handling inner guide to prevent product jamming
- Smart Sensor to prevent label feed when performing wrap

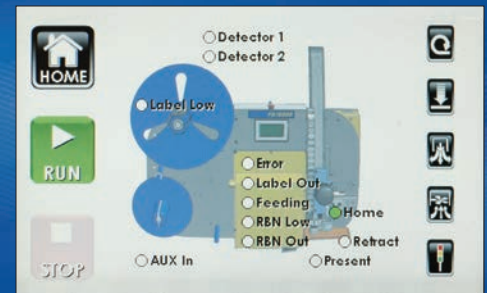


E-FASA Swing Arm Module

Front, Side, Rear or combination of two adjacent panels

KEY FEATURES:

- Provides either front panel labeling, rear panel labeling, or a combination of front-side or side-rear
- Capable of applying corner wrapped labels
- The pivoting knuckle tamp pad allows for higher throughput rates than actuator modules, with less failure points and adjustments



User Interface that promotes simplicity and intelligence

KEY FEATURES:

- Built-in abilities to save time – diagnostics without need of a multimeter
- Easy to read full color display – change in portrait or landscape orientations electronically
- Functionality to synchronize two systems for higher throughput or redundant mode to pair systems for zero downtime line requirements

SPECIFICATIONS:

	LS6000	LS4600	LS4750 Wipe	LS4750 Tamp	LS4150
Print Method	Thermal Transfer or Direct Thermal	Thermal Transfer or Direct Thermal	N/A	N/A	N/A
Print Engine	SATO, Zebra, Datamax	SATO, Lt408	N/A	N/A	N/A
Print Speed	Up to 16" per second	6" per second	N/A	N/A	N/A
Max. Application Speed	120 PPM / 300 FPM	300 FPM	300 FPM	150 FPM	120 FPM
Print Resolution	203/300/400/600 dpi	203 dpi	N/A	N/A	N/A
Max. Print Area	6.6" W x 14" L	4" W x 13" L	N/A	N/A	N/A
Min. Label Dimensions	1" W x 0.5" L	1" W x 1" L	0.5" W x 0.5" L	1.0" W x 0.5" L	1" W x 1" L
Max. Label Dimensions	6.6" W x 14" L	4" W x 13" L	6" W x 22" L, 9" W x 22" L	6" W x 14" L, 9" W x 14" L	5" W x 8" L
Supply Roll Capacity	14" OD on 3" core 356mm on 75mm core (16" optional)	13" OD on 3" core 356mm on 75mm core	14" (355.6mm) OD	14" (355.6mm) OD	14" OD on 3" core 330mm on 75mm core
Max. Ribbon Length	1970' (600m)	1476' (450m)	N/A	N/A	N/A
Power Requirements	100-240 VAC, 47-63 Hz, 3-6A Auto-Ranging	100-240 VAC, 47-63 Hz, 3-6A Auto-Ranging	110-240 VAC, 47-63 Hz, 2A Auto-Ranging	110-240 VAC, 47-63 Hz, 2A Auto-Ranging	100-240 VAC, 50-60 Hz, 4A Auto-Ranging
Environmental	41-104° F (5-40° C); 15-85% RH Non-Condensing	41-104° F (5-40° C); 15-85% RH Non-Condensing	41-104° F (5-40° C); 15-85% RH Non-Condensing	41-104° F (5-40° C); 15-85% RH Non-Condensing	41-104° F (5-40° C); 10-85% RH Non-Condensing
Dimensions	31" W x 26" D x 27" H (787 mm W x 660 mm D x 686 mm H)	31" W x 26" D x 27" H (787 mm W x 660 mm D x 686 mm H)	31" W x 26" D x 27" H (787 mm W x 660 mm D x 686 mm H)	31" W x 26" D x 27" H (787 mm W x 660 mm D x 686 mm H)	32" W x 23" D x 19" H (813 mm W x 585 mm D x 483 mm H)
Weight	120 lbs. applicator, printer, yoke, no stand	120 lbs. applicator, printer, yoke, no stand	85 lbs. applicator and yoke, no stand	120 lbs. applicator and yoke, no stand	38 lbs. applicator and yoke, no stand
Certifications	CE, CSA, ETL (UL 60950), complies with FCC, part 15 Class A	CE, CSA, ETL (UL 60950), complies with FCC, part 15 Class A	CE, CSA, FCC Approved, Listed (UL60950)	CE, CSA, FCC Approved, Listed (UL60950)	CE, CSA, FCC Approved, Listed (UL 60950)

DISTRIBUTOR INFORMATION:



14521 W. 96TH TERRACE • LENEXA, KS 66215
1-800-348-6307 • inquiry@raabsales.com
www.raabsales.com

PRODUCT INFO / VIDEOS

